

DOCKING STATION FILL AND APPLICATOR WETTING PROCESS



01.

Pour chemical (or its base solvent) to fill line.




02.

Fill bottle.



03.

Screw applicator on bottle.



04.

Hold bottle upside down over docking station and squeeze until chemical flows through applicator.



05.

Turn bottle upright for five (5) seconds.



06.


Turn bottle upside down without squeezing. You should see no drips and are ready to begin the application process.




07.

When the applicator is not in use, place it upside down in the docking station.

NOTE: Fill only to line marked on docking station. Ensure chemical doesn't touch the applicator. Docking station should be filled with the same chemical (or its base solvent) as the one being applied.

 419.866.0700

 sales@designetics.com

 designetics.com

 **DESIGNETICS**[®]
ISO 9001 Registered

US and International Patents Pending

Designetics is a registered trademark

of Designetics, Inc.